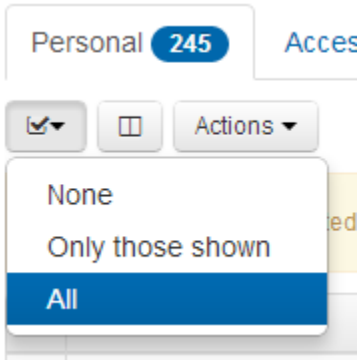


# How to download data

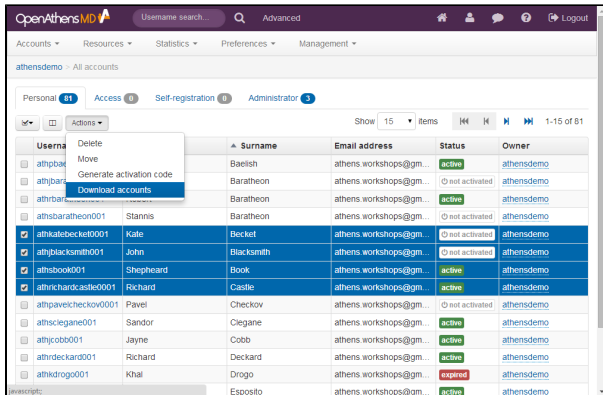
From any search result, including list accounts, you can select the OpenAthens accounts you are interested in and download the data. This function is not available for local accounts.

Depending on what you're going to do with the data you might like to start with a [search](#) to cut things down to a sub-set of accounts. You will have to do this if the number of accounts in question is more than about 80k.

Once you have your list select the accounts using the checkboxes or the button.

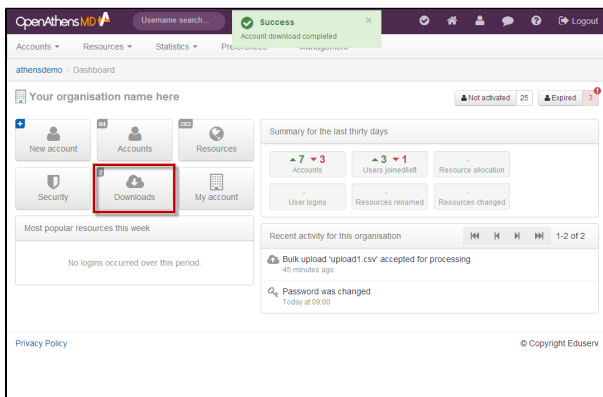


Then choose Download from the Actions menu.



Depending on how many accounts you selected, and how many other administrators around the world are doing the same thing, the task may take anywhere from a few seconds to a few hours to complete. An email is sent to the administrator you are acting as when the download is ready.

Because downloads usually contain information that could be considered sensitive or personal by the account holders the file is not sent by email but must be downloaded from the administration site. The downloads page is accessed by the button on the homepage.



You'll see a list of all the downloads you have generated. Old files can be deleted by ticking them and selecting the delete button that will appear.

OpenAthens MD  Advanced Logout

Accounts ▾ Resources ▾ Statistics ▾ Preferences ▾ Management ▾

athensdemo File downloads

File downloads

Name	Type	Size	Created
<input type="checkbox"/> personal_accounts_20140423-1028.csv	Account download	857 bytes	A few seconds ago
<input type="checkbox"/> upload1.csv	Account upload	968 bytes	45 minutes ago

Privacy Policy © Copyright Eduserv